

ADVANCED DIGITAL RECORDER SDR100 SERIES

SDR102 / SDR104 / SDR106 / SDR112

Specification

Input section

- Measurement points : 2CH, 4CH, 6CH, 12CH
- Measurement interval : 500ms
- Accuracy : $\pm 0.1\%$ + 1 digit of Full Scale
- Input Types - DCV : -5~-10V, -10~-20V, -1~-2V, 0~-2V, 0~-5V, 1~-5V, 0~-10V, 0~-20V, -10~-20mV, -50~-100mV, 0~-20mV, 0~-100mV
- DCV Scale : -30000 ~ 30000
- DCV Unit : °C, °F, BLANK, %, Pa, kPa, %RH, mV, V, Ω , mmHg, kgF
- TC : K, J, E, T, R, B, S, L, N, U, W, Platinum II, C
- RTD : PT100, JPT100
- TC / RTD Unit : °C, °F

Display

- Display : 5.7" TFT color LCD VGA(640(W) X 480(H))
- Display Type : Trend, Bar, Digital, Event, History of Error, Information (Alarm, Message, Memory Capacity)
- Language : Korean, English, Japanese, Chinese

Data Storage Function

- Internal Memory : Flash Memory(64M)/Non-Volatile
- Exterior Memory : SD Card Memory (Provision of SDHC Card)
- Save Method : Save at the Interior/Exterior(SD Card) Memory
- Data Type : Recorded Data & Message
- Data Format : Binary Format

Remote Input(Optional)

- Number of Remote Contact-Point : 2points (Contact-Point Volume: Maximum 12VDC, 10mA)
- Function of Remote Contact-Point : DI Errors and Cycle Recording, Setting the DI Detection Leg-time

Alarm Function

- Number of Alarm Setting : Setting of Maximum 4 alarms per a channel
- Alarm Type : High/Low of PV, In/Beyond of PV Range
Above of PV Rise Rate, Below of PV Rise Rate
Above/Below Deviation among Channels, Sensor Open

Construction

- Dimensions : 144(W) x 144(H) x 188(D)mm
- Weights : SDR102 - □ □ □ about : 1.1Kg SDR106 - □ □ □ about : 1.2Kg
SDR104 - □ □ □ about : 1.1Kg SDR112 - □ □ □ about : 1.3Kg
- Case Material : PC + ABS

Alarm Output (Option)

- Contact-Point : Relay A Contact-Point
- Quantity : 6 point, 12 point
- Contact-Point Volume : Normal Open (Max, 30VDC 1A/250VAC 1A)

Communication (Option)

- Communication Specification : Basic RS232C/485 selection, When selects ethernet RS232C/485 unserviceability
- Communication Speed : Maximum 115,200bps
- Protocol : PC Link with Checksum, MODBUS RTU, MODBUS ASCII

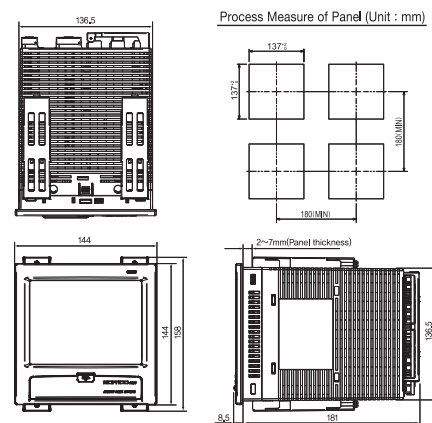
Power Source

- Rated Voltage : 100 ~ 240V AC
- Rated Frequency : 50/60 Hz
- Consumed Electric Power : 15VA MAX

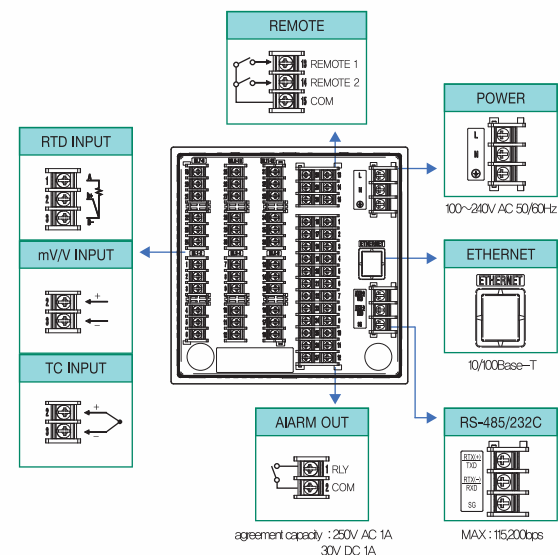
Model & Order Code

SDR	1	□	□	-	□	□	□	/	□	Contents
Number of Controlled Channels		□								02 : 2 CHANNEL, 04 : 4 CHANNEL, 06 : 6 CHANNEL, 12 : 12 CHANNEL
Option	Communication				□					N : ST'D(RS232C/485 selection), CE : Ethernet(TCP/IP)
	Alarm Output					□				N : Not Select, A1 : 6Points(A contact), A2 : 12Points(A contact)
	Remote Input						□			N : Not Select, R1 : 2Points
	Others							□		M1 : Computation Function, P1 : Portable Type

External Dimension & Panel Cutouts



Terminal Assignment



ADVANCED DIGITAL RECORDER

SDR100 SERIES

SDR102 / SDR104 / SDR106 / SDR112



ADVANCED DIGITAL RECORDER SDR100 SERIES

SDR102 / SDR104 / SDR106 / SDR112

Feature



Brightness and Clarity

- 640 × 480 TFT-LCD, 256K Colors
- Implement of 256k Color

Touch Screen Display

- Touch Screen Interface
- Allowable Screen Capturing
- Canned Message on recording graph

Fast Record Data Search

- Mount the FSA (Fast Searching Algorithm)
- Identifiable Previous Data During Recording
- About 1 sec. in researching 1Gbyte data
- Previous Graph Search during Recording

Previous Data Search during Recording

- Internal Memory : 64Mbyte(Permanent)
- Exterior Memory : FREE 2 GB SD

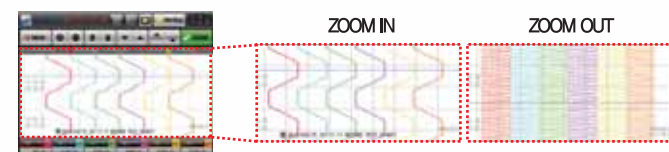
Convenient Message Function

- Input & Display Messages on a Graph
- Auto Input : Events and Other messages
- Easy Short Out message function
- Message Check in saved Graphs

Main Functions

ZOOM IN/OUT Function

- Zoom In/Out Graph Records



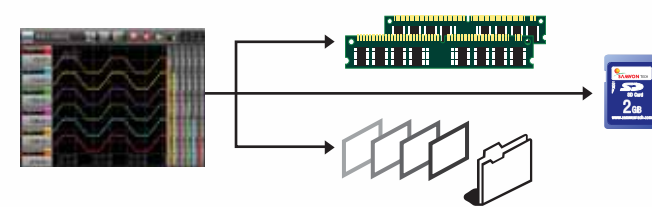
History Save Function

- Max. each 100 Errors, Alarms and Events histories
- Allowable Save of Maximum 100 events histories



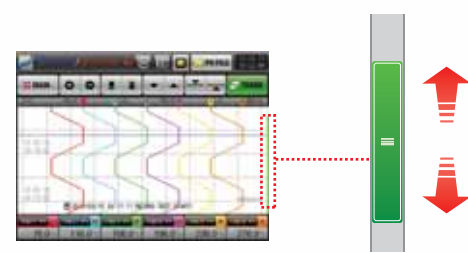
Strong Data Management

- Possible to Keep One data-file
- Data Sync. between Inner Memory and Outer Memory card(SD) at once



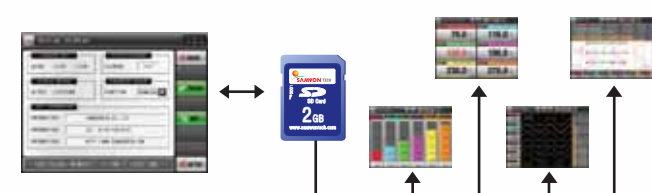
Scroll Function

- Quick Data Search with Scrolling



Parameter Backup

- Allowable Data Manage & Parameter Setting by SD Memory Card



Operation / Application Programs

- Operating Program supports serial, ethernet
- Save as various file formats (Excel, Text, etc.)



[Individual monitoring screens] [Integrated monitoring screen]

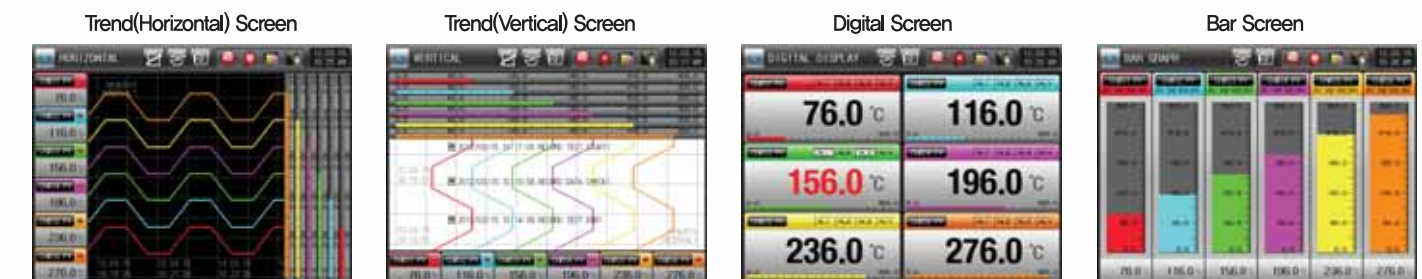
User Screen

- Selectable Set-Up Screen
- Electric Album



Various Screens

- Easy Structure for User
- Support of the Trend(Across/Vertical) screens, Digital screens and Bar screens
- Back ground color change on the Trend Screen



Example of Product Use

- Accurate Record Input, Easy Data Analysis through Various Display Formats on Various Displays
- Exclusive PC S/W makes Data Analysis Simple and Quick

